

# Speakout

**2ND**  
EDITION

Frances Eales • Steve Oakes



**RAHNAMA**  
P R E S S

@RAHNAMAPRESS  
WWW.RAHNAMAPRESS.COM

## Starter Students' Book

with DVD-ROM

  
GLOBAL SCALE  
of English



ALWAYS LEARNING

PEARSON

# CONTENTS



**RAHNAMA**  
P R E S S

@RAHNAMAPRESS  
WWW.RAHNAMAPRESS.COM

LESSON	GRAMMAR/FUNCTION	VOCABULARY	PRONUNCIATION	READING
--------	------------------	------------	---------------	---------

## UNIT 1 HELLO page 7 BBC interviews | Where are you from?

1.1	Where are you from? page 8	be: I/you	countries	sentence stress; word stress	
1.2	Arrivals page 10	be: he/she/it	jobs	word stress	read descriptions of people arriving at an airport
1.3	How do you spell ...? page 12	give personal information	the alphabet	the alphabet; sentence stress	
1.4	Around the world page 14				

## UNIT 2 PEOPLE page 17 BBC interviews | Who is in your family?

2.1	Family photos page 18	be: you/we/they	family	sounds: /ʌ/; contractions	
2.2	A family business page 20	possessive adjectives	numbers 11–100	word stress: numbers	read about family businesses
2.3	Let's have a break page 22	making suggestions	feelings	intonation: showing interest	
2.4	Royal wedding page 24				

### Consolidation 1 page 27

## UNIT 3 THINGS page 29 BBC interviews | What are your favourite things?

3.1	What's this? page 30	this/that/these/those	things	sounds: plurals /s/, /z/, /iz/	
3.2	Famous clothes page 32	possessive 's	colours and clothes	sounds: possessive 's	read descriptions of famous clothes from films
3.3	Café culture page 34	ordering in a café	food and drink	intonation: phrases with or	read about some famous cafés
3.4	The market page 36				

## UNIT 4 LIFE page 39 BBC interviews | What do you do for fun?

4.1	What's different? page 40	present simple: I/you/we/they	verb phrases	sentence stress	
4.2	A good match page 42	present simple: he/she/it	days; time phrases	3rd person s	read an interview with two people
4.3	What time is it? page 44	telling the time	events	intonation for checking	
4.4	A secret life page 46				

### Consolidation 2 page 49

## UNIT 5 ROUTINES page 51 BBC interviews | What do you usually do at the weekend?

5.1	Bad habits page 52	present simple questions: he/she/it	daily routines	weak forms: does	
5.2	Superman and super model page 54	adverbs of frequency	food	word stress	read about the eating habits of a sportsman and a model; read about someone's morning routine
5.3	When does it open? page 56	asking for information	hotel services	sentence stress	
5.4	How to feed your kids page 58				

DVD-ROM:



DVD CLIPS AND SCRIPTS



BBC INTERVIEWS AND SCRIPTS



CLASS AUDIO AND SCRIPTS



LISTENING/DVD		SPEAKING	WRITING
	listen to people say <i>hello</i>	introduce yourself	learn to use capital letters
		ask questions about people	
	listen to people give personal information	give personal information	
	<b>Around the World:</b> watch a BBC programme about people around the world	speak about yourself and your country	write a personal introduction
	listen to someone talk about photos	talk about photos of family and friends	learn to use contractions
	listen to people talk about their daily routines	check information about people	
	listen to people making suggestions	suggest things to do	
	<b>The Royal Wedding: William and Catherine:</b> watch a BBC programme about a royal wedding	talk about five people in your life	write a description of five people in your life
	listen to conversations between students	ask about objects	
		talk about possessions	use linkers <i>and, but</i>
	listen to people in a café	order food and drink	
	<b>Francesco's Mediterranean Voyage:</b> watch a BBC programme about a famous market	buy things in a market	write about a market
	listen to people talk about life in the USA	find things in common	use linkers
		find differences in pictures	
	listen to people tell the time	tell the time	
	<b>Amish: a secret life:</b> watch a BBC programme about an unusual family	do a class survey	write a short report about lifestyles
	listen to people talk about what drives them crazy	discuss bad habits	
		talk about what you eat	use to linkers to sequence
	listen to a tourist asking questions	ask for tourist information	
	<b>How to feed your kids:</b> watch a BBC programme about children and food	discuss what food and drink to take to a desert island	write a forum entry

# CONTENTS



**RAHNAMA**  
P R E S S

@RAHNAMAPRESS  
WWW.RAHNAMAPRESS.COM

LESSON	GRAMMAR/FUNCTION	VOCABULARY	PRONUNCIATION	READING
--------	------------------	------------	---------------	---------

## UNIT 6 JOURNEYS page 61 BBC interviews | How do you get to school or work?

6.1	No trains page 62	there is/are	places	word stress; sentence stress	
6.2	Getting there page 64	a/an, some, a lot of, not any	transport	linking	read some fun facts about transport
6.3	Single or return? page 66	buying a ticket	travel	word stress for checking	
6.4	Rush hour page 68				

### Consolidation 3 page 71

## UNIT 7 PAST page 73 BBC interviews | Where were you on your last birthday?

7.1	Where were you? page 74	past simple: was/were	dates	weak and strong forms: was/were	
7.2	Record breakers page 76	past simple: regular verbs	actions	-ed endings	read about amazing records
7.3	How was it? page 78	giving opinions	adjectives	intonation	
7.4	The Chilean miners page 80				

## UNIT 8 PLACES page 83 BBC interviews | Where did you go on holiday last year?

8.1	Strange meetings page 84	past simple: irregular verbs	prepositions of place	sounds: irregular past verbs	read about how people met their friends
8.2	A good holiday? page 86	past simple: questions	holiday activities	linking: did you?	
8.3	Where is it? page 88	giving directions	prepositions	stress: prepositions	
8.4	Guided tour page 90				

### Consolidation 4 page 93

## UNIT 9 SHOPPING page 95 BBC interviews | Do you like shopping?

9.1	A waste of money page 96	object pronouns	money	connected speech: linking	
9.2	The right gift page 98	like, love, hate + -ing	activities	sentence stress	read about gift-giving around the world
9.3	I'd like a ... page 100	making requests	shopping departments	word stress: intonation	
9.4	The borrowing shop page 102				

## UNIT 10 PLANS page 105 BBC interviews | What did you want to be?

10.1	A new job page 106	can/can't	collocations	strong and weak forms: can/can't	read about jobs
10.2	Time for a change page 108	be going to	life changes	weak form: going to	
10.3	Hello and goodbye page 110	starting and ending conversations	saying goodbye	sentence stress	
10.4	Miranda page 112				

### Consolidation 5 page 115

SPEAKOUT GAME page 117

LANGUAGE BANK page 118

PHOTO BANK page 138



LISTENING/DVD		SPEAKING	WRITING
	listen to a man stuck at a station	talk about places in towns; find differences between places	start and end emails
		ask and answer questions about transport	
	listen to someone buy a bus ticket	buy a ticket for travel	
	<b>Visions of India: Rush Hour:</b> watch a BBC programme about rush hour in India	talk about travel in your country	write a travel forum entry
	listen to people talk about New Year 2000	find out where people were in the past	improve your punctuation
		talk about the past	
	listen to people give opinions	give your opinion	
	<b>The Chilean Miners' Rescue:</b> watch a BBC documentary about the Chilean miners	do a quiz	write a history quiz
		talk about first meetings	use linkers <i>so</i> and <i>because</i>
	listen to a radio programme about holidays	ask and answer questions about a good holiday	
	listen to someone asking for directions in a supermarket	give directions in a supermarket	
	<b>Little Britain Abroad:</b> watch a BBC comedy about tourists in Spain	tell a bad holiday story	write a travel review
	listen to a radio programme about shopping mistakes	talk about how you spend money	write photo captions
	listen to someone shopping	find the right gift	
	listen to a woman talk about her problems getting to work	ask people to do things	write a story using linkers
	<b>Leila, the 'borrowing shop':</b> watch a BBC programme about a borrowing shop	describe a favourite possession	write about a useful possession
	listen to job interviews	discuss the best job for you	
	listen to street interviews about people's goals	talk about plans	check your writing
	listen to people start and end conversations	start and end conversations	
	<b>Miranda:</b> watch a BBC comedy programme about someone who wants to change their life	talk about when you tried to learn something new	write an interview

## NUMBERS 1-10

**1 A** Match the words in the box with the numbers.

zero nine three one seven ten four two  
eight five six

0 <u>zero</u>	4 _____	8 _____
1 _____	5 _____	9 _____
2 _____	6 _____	10 _____
3 _____	7 _____	

**B** **L1** Listen and check. Then listen and repeat.

**C** **L2** Listen and write the numbers.

**D** Work in pairs and take turns. Student A: say a number. Student B: say the next number.

A: five B: six

B: zero A: one

## INTERNATIONAL ENGLISH

**2 A** Match the words in the box with photos 1-6.

DVD phone hotel football bus chocolate

**B** **L3** Listen and check. Then listen and repeat.

**C** Work in pairs. Write five more international words.

page 138 **PHOTOBANK**

## CLASSROOM LANGUAGE

**3 A** **L4** Listen and underline the correct word.

### Conversation 1

A: OK, Antonio. <sup>1</sup>*What's* /Is 'libro' in English?

B: Sorry, I <sup>2</sup>*not/don't* know.

A: It's 'book'.

B: Can you <sup>3</sup>*write/say* it, please?

A: Yes ...

### Conversation 2

A: OK. Open your books, please.

B: Sorry, I <sup>4</sup>*no/don't* understand.

A: Open, like this.

B: Which <sup>5</sup>*page/number*?

A: Page eight.

B: Can you <sup>6</sup>*repeat/write* that, please?

A: Yes, page eight.

B: Thank you.

**B** Work in pairs and take turns. Practise the conversations.

page 138 **PHOTOBANK**

## speakout TIP

Start a phrasebook. Write useful phrases, e.g. *Hello, Hi, Good morning, Good afternoon, Good evening, Good night.*





hello



**WHERE ARE YOU FROM?** p8



**ARRIVALS** p11



**HOW DO YOU SPELL ...?** p14



**AROUND THE WORLD** p16

**SPEAKING**

1.1 Introduce yourself 1.2 Ask questions about people 1.3 Give personal information 1.4 Speak about yourself and your country

**LISTENING**

1.1 Listen to people say hello 1.3 Listen to people give personal information 1.4 Watch a BBC programme about people around the world

**READING**


1.2 Read descriptions of people arriving at an airport

**WRITING**

1.1 Learn to use capital letters 1.4 Write a personal introduction

**BBC**

**INTERVIEWS**

 Where are you from?





# 1.1 WHERE ARE YOU FROM?

**G** be: I/you  
**P** sentence stress;  
**V** countries

**A**



**B**



**C**



## LISTENING

**1 A 1.1** Listen and match conversations 1–3 with photos A–C.

1 \_\_\_\_\_ 2 \_\_\_\_\_ 3 \_\_\_\_\_

**B** Listen again and match the person with the country and city.

1	Carmen	Australia Ireland Spain	Dublin
2	Katie		Cork
3	Steve		Madrid Barcelona Sydney Melbourne

## GRAMMAR

**BE: I/YOU**

**2 A** Complete the tables with 'm and are. Use the audio script on page 154 to help you.

I	'm	Carmen.
		from Spain.

Where		you	from?
		you	from Sydney?

Yes,	I	am.
No,		not.

**B 1.2 SENTENCE STRESS** Listen and underline the stressed words.

I'm Carmen.

**C** Listen again and repeat the sentences.

▶ page 118 **LANGUAGEBANK**

**3 A** Complete the conversations with 'm or are.

**Conversation 1**

A: Hello, I <sup>1</sup> 'm Janet.

B: Hi, I <sup>2</sup> Oscar. Nice to meet you.

A: You too. Where <sup>3</sup> you from?

B: I <sup>4</sup> from Colombia.

A: Oh, where in Colombia?

B: From Bogotá.

**Conversation 2**

A: Hello, I <sup>5</sup> Kasia.

B: Hi, I <sup>6</sup> Peter.

A: Nice to meet you.

B: You too. Where <sup>7</sup> you from?

A: I <sup>8</sup> from Poland.

B: <sup>9</sup> you from Warsaw?

A: No, I'm not. I'm from Gdańsk.

**B 1.3** Listen and check.

**C** Work in pairs and practise the conversations.

**D** Work in pairs and talk about your name, country and town/city.

A: Hello, I'm ...

B: Hi, I'm ...





## VOCABULARY

### COUNTRIES

- 4 A** Match the countries in the box with pictures 1–8 above.

Brazil 4 Italy the USA China Russia Turkey  
the UK Germany

- B** 1.4 Listen and check.

**C WORD STRESS** Listen again and underline the stress in the countries. Then listen and repeat.

Russia

**D** Work in pairs. Student A: ask *Where's ... ?*  
Student B: say the country.

**A:** *Where's Berlin?*

**B:** *It's in Germany.*

### speakout TIP

Write new words in your phrasebook and underline the stress, e.g. China, the USA.

## WRITING

### CAPITAL LETTERS

- 5 A** Underline the capital letters in sentences a)–f) in the conversation.

- a) I'm Karin.  
b) Hi, I'm Tony Ferrari.  
c) Are you from Italy?  
d) No, I'm American. I'm from Washington D.C.  
e) Are you a student?  
f) Yes, I am.

- B** Match rules 1–6 with sentences a)–f) above.

#### RULES

Use capital letters for:

- 1 the name of a person *a, b*
- 2 a country
- 3 a city
- 4 I
- 5 the first word in a sentence
- 6 nationalities

- C** Find and correct the mistakes with capitals in messages below.

- 1 hi, i'm bao, and i'm a teacher in china.
- 2 hi, i'm sylvia. i'm russian. are You from beijing?
- 3 no, i'm from shanghai. are you from moscow ?
- 4 yes, i am. i'm a student.

- 6 A** Work in pairs. Write a chat message to your partner.

*Hi, I'm ...*

- B** Swap messages. Answer the message.

**A:** *Hi, I'm ...*

**B:** *Hi, I'm ...*

## SPEAKING

- 7 A** Write a country and a city from the country.

*Italy – Venice*

- B** Work in groups and take turns. Guess the cities.

**A:** *Where are you from?*

**B:** *I'm from Italy.*

**C:** *Oh, you're Italian. Are you from Rome?*

**B:** *No, I'm not.*

**A:** *Are you from ... ?*

# 1.2 )) ARRIVALS

**F** be: he/she/it  
**P** word stress  
**V** jobs

## VOCABULARY

### JOB

**1 A** Write the jobs in the box under pictures 1–8.

a teacher a doctor a taxi driver a waiter  
 an actor a businessman/businesswoman  
 a singer an engineer



**B** 1.5 Listen and check.

**C WORD STRESS** Listen again and underline the stressed syllable. Then listen and repeat.

**2 A** Look at the conversation. Underline the correct alternative in the rules.

**A:** Are you a teacher?

**B:** No, I'm a student, an English student. Are you an actor?

**A:** No, I'm a singer, an Italian singer.

### RULES

- 1 Use *a/an* with words starting with vowels (a, e, i, o, u).
- 2 Use *a/an* with words starting with consonants (b, c, d ...).

**B** Work in pairs and take turns. Student A: say a job and a nationality. Student B: say *a* or *an*.

**A:** doctor, Spanish

**B:** a Spanish doctor

**C** Work with other students. Student A: mime a job. Other students: guess the job.

**B:** Are you an engineer?

**A:** No, I'm not.

**C:** Are you a doctor?

**A:** Yes, I am.

page 139 **PHOTOBANK**

welcome to  
**JFK**  
 AIRPORT



**Sonia Conti** is a student from Italy. 'I'm a business student at Columbia University.' 'Is it a good university?' 'Yes, it is. It's very good for my English too. I love it.'

## READING

**3 A** Work in pairs. Look at the photos of people at JFK airport, New York. Who is a tourist?

**B** Read the texts and check your answer.

**C** Complete the table with the correct information.

Name	Job	Country	First time in New York
Wei Zhang			
	actor/waiter		
		Brazil	
			no





**Wei Zhang** is a Chinese computer engineer.  
'I'm from Beijing but I'm not here on business. I'm here on holiday. It's my first time in New York.'



**Maria Silva** is from Brazil. She's an English teacher. She's in New York for an International Teachers' Conference. 'It isn't my first time in the US but it's my first time in New York. I'm very happy to be here.'



**Jack Brown** is an actor from Sydney, Australia.  
'I'm a TV actor in Australia, but here in New York I'm a waiter in a restaurant. The people are nice. New York's a good city for actors.'

## GRAMMAR

### BE: HE/SHE/IT

#### 4 A Underline the verb *be* in the sentences.


- Wei Zhang is a computer engineer.
- She's an English teacher.
- It isn't my first time in England.
- Is it a good university? Yes, it is.

#### B Complete the tables.

He She It	<u>is</u>	from Italy.
	's	
	is not <u>isn't</u>	

_____	he/she/it	from China? a teacher? your first time here?
Yes,	he/she/it	is.
No,		_____.

Where	_____	he/she/it	from?
-------	-------	-----------	-------

**C**  **1.6** Listen and write sentences 1–6. Then listen and repeat.

 page 118 **LANGUAGEBANK**

#### 5 A Add 's (is) in ten places.

- Ellie Turner<sup>s</sup> from Liverpool in the UK. She a teacher at UCL. It a big university in London. She in New York for a conference.
- Yong-Joon from Korea. He a taxi driver in Seoul, the capital. He in New York on holiday. He happy to be here.
- Monika a businesswoman from Ottawa in Canada. She in New York on business.

#### B Add words to make questions.

- Ellie / the UK?
- she / doctor?
- UCL / New York?
- Yong-Joon / Japan?
- he / New York / on holiday?
- Ottawa / Canada?

#### C Match answers a)–f) with questions 1–6 above.

- No, it isn't.
- Yes, he is.
- Yes, she is. **1**
- No, he isn't.
- Yes, it is.
- No, she isn't.

**D** Cover the answers above. Work in pairs and ask and answer questions 1–6.

## SPEAKING

**6** Work in pairs and take turns. Student A: turn to page 148. Student B: turn to page 150.



# speakout

## 2ND EDITION

### Discover English as it is really spoken

**Speakout 2nd Edition** is a comprehensive six-level general English course for adults that has been developed in association with **BBC Worldwide** and **BBC Learning English**. The course integrates authentic video from popular BBC programmes into every unit and builds the skills and knowledge learners need to express themselves confidently in a real English-speaking environment.

Completely revised and aligned to the **Global Scale of English**, this edition has striking new visuals, updated reading and listening texts, new video clips and a large bank of additional practice material.

### Speakout Extra


**Speakout Extra** provides downloadable worksheets that meet learners' individual needs by providing them with additional grammar, vocabulary, pronunciation and skills practice. It also includes extra video exploitation activities to help learners get the most out of the BBC clips.

### Components

- Students' Book with DVD-ROM
- Students' Book with DVD-ROM and MyEnglishLab
- Class Audio CDs
- Workbook with Audio (with and without key)
- Teacher's Book with Resource and Assessment Disc
- ActiveTeach

Student's online video and audio resources at:

**[www.english.com/speakout](http://www.english.com/speakout)**

GSE 	10	20	30	40	50	60	70	80	90
Advanced									
Upper Intermediate									
Intermediate									
Pre-intermediate									
Elementary									
Starter									
CEFR	<A1	A1	A2 <sup>+</sup>	B1 <sup>+</sup>	B2 <sup>+</sup>	C1	C2		
Learn about the Global Scale of English at <a href="http://www.english.com/gse">www.english.com/gse</a>									

ISBN 978-1-292-11598-6

